







<p>Build a tower with paper cups, boxes, or blocks. Count the materials.</p>	<p>Go on a letter walk. Look around for letters on signs, cars, etc.</p>	<p>Touch and say each letter in your child's name. Make it a part of your daily routine.</p>	<p>When reading a book, ask your child about what they see in the pictures.</p>	<p>Attend one story class at the library.</p>
<p>Read an ABC book. Look for this spine label.</p> 	<p>Lie down outside and look up at the clouds. What do the shapes look like?</p>			<p>Go on a number walk. Look around for numbers on houses, cars, etc.</p>
<p>Watch one educational DVD. (orange dot)</p> 	<p>Put a puzzle together with your child.</p>			<p>Read a counting book. Find this spine label.</p> 
<p>Read a princess book or a superhero book found on our Pinterest board.</p>	<p>While doing laundry, put all the socks in a pile. Talk about sizes and colors. Find matches.</p>	<p>Play music and dance to the beat. Stop the music and have your child freeze.</p>	<p>Bowling: Set up blocks or water bottles. Roll a soft ball to knock them down. Count.</p>	<p>Explore a Tumblebook with your child.</p> 
<p>Sing songs like Old MacDonald Had a Farm, Twinkle, Twinkle, The Itsy-Bitsy Spider, etc.</p>	<p>Read a bilingual book (English / Spanish) from our Bilingual Children's section.</p> 	<p>Go on a sensory walk together. Talk about what you see, hear, feel and smell.</p>	<p>Let your child tear up or cut scrap paper, junk mail, or old magazines. Glue on a paper to make a collage.</p>	<p>Play follow the leader by having the child do what you do—walk, jump, shake, stomp, skip, etc.</p>



# Pawtucket Public Library

13 Summer Street • Pawtucket, RI 02860

(401) 725-3714

M-Th 9am - 8:45pm  
F-Sat 9am - 4:45pm

[www.pawtucketlibrary.org](http://www.pawtucketlibrary.org)



# 2018



## Preschool/Activity Log

Color the early literacy activities as you complete them with your child. Visit the Children's Library one to two times before the whole chart is completed to show the Children's Librarian your child's progress. The child will get to pick a prize from the treasure chest and receive discounted passes to places in RI.

When all 21 activities have been completed, come to the Children's Library to receive a certificate, 2 free books, a furry friend and a raffle ticket for a preschool gift basket!

**LIBRARIES™**  
★ **ROCK!** ★

**!LAS BIBLIOTECAS™**  
★ **TIENEN RITMO!** ★

**Last day to check in: Saturday, August 20, 2018.**

*The statewide Rhode Island Summer Reading Program is supported by the RI Office of Library and Information Services, with funds from the Institute of Museum and Library Services.*